

SUPPLEMENT TO PARTS CATALOGUE/TECHNICAL GUIDE Cal. 4M21A VOL. 2

CHANGE OF POWER RESOURCE AND PARTS INFORMATION FOR Cal. 4M21A

While we have once issued "SUPPLEMENT TO PARTS CATALOGUE/TECHNICAL GUIDE Cal. 4M21A", we would like to inform you here that the following movement parts for Cal. 4M21A are changed again to new ones which lead to enhanced performance and longer duration.

Notes:

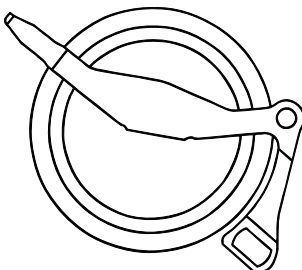
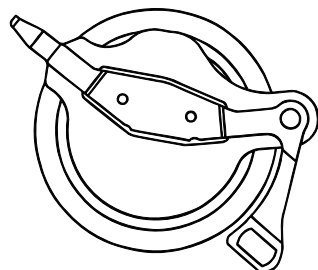
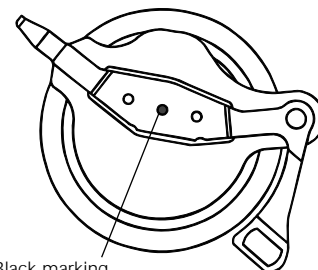
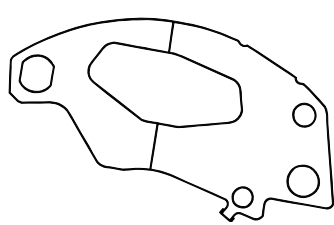
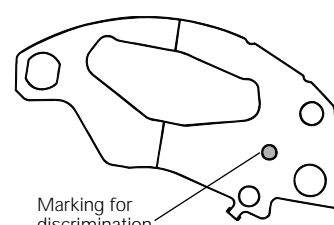
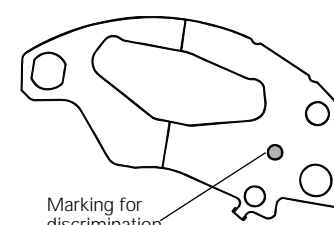
- When repairing Cal. 4M21A watches, please be sure to refer to this supplement together with "PARTS CATALOGUE/TECHNICAL GUIDE Cal. 4M21A" issued in Aug. 1996 and "SUPPLEMENT TO PARTS CATALOGUE/TECHNICAL GUIDE Cal. 4M21A" issued in Nov. 1999.
- When the new rechargeable battery unit is installed into the movement, please note that the original capacitor clamp should not be used. If the original clamp is used with new rechargeable battery unit, it could lead to short circuit or damage the movement. To avoid disorder, please order new rechargeable battery unit and rechargeable battery clamp in a set by parts code "3027 4MZ" (3027 4MZ contains both rechargeable battery unit and rechargeable battery clamp.)
- After the new rechargeable battery unit is installed, the indicator display for duration of charge will change. Please see below chart of "Comparative matrix between original and new power resource".
- Regarding the circuit block, there will be no change. Please refer to "SUPPLEMENT TO PARTS CATALOG/TECHNICAL GUIDE Cal.4M21A" issued in Nov.1999.
- In and after June 2000, original capacitor unit will be discontinued and no longer available. New parts in a set (rechargeable battery unit and rechargeable battery clamp) will be supplied to you if you order the old capacitor by parts No. 3029 114 or 3029 116.

[INFORMATION: Comparative matrix between original and new power resource]

Indicator display and Duration (Approx.)		Original capacitor / 1st upgraded capacitor (3029 114 / 3029 116)	New rechargeable battery unit (3027 29R)
	5 seconds	3 hours	3 hours
	10 seconds	1 day	1 ~ 20 days
	20 seconds	2 days	20 ~ 40 days
	30 seconds	3 days	40 ~ 42 days
Indicator display and Number of swings (Approx.)*	5 seconds	100 times	100 times
	10 seconds	350 ~ 400 times	350 ~ 400 times
	20 seconds	700 ~ 800 times	6000 times
	30 seconds	1050 ~ 1200 times	12000 times

* The number of swings may differ according to the way of swinging.

PARTS LIST

Part name	Original parts	1st upgraded parts (Introduced in the Supplement issued in Nov. 1999)	New parts
K.E.S.U. (Capacitor unit / Rechargeable battery unit)	3029 114 (Capacitor unit) 	3029 116 (Capacitor unit)  "ES614" is written on the other side.	*3027 29R (Rechargeable battery unit)  Black marking "MT616" is written on the other side.
Capacitor clamp / Rechargeable battery clamp	4225 552 	4225 552 (Code unchanged) This can be used with original capacitor unit also.  Marking for discrimination	*4225 552 (Same as 1st upgraded one)  Marking for discrimination

* When you change the original power resource to new rechargeable battery unit, the clamp is also required to be changed. Please order them as a set by parts code 3027 4MZ to avoid confusion. (3027 4MZ contains both rechargeable battery unit and rechargeable battery clamp)

* Each parts also can be supplied separately by each parts code.